

Captive Lock

- Intuitive operation with a simple one-hand pull.
- Effort-saving structural design allows for quick positioning.
- Locking/unlocking in one second enhances assembly and maintenance efficiency.
- Lateral operation positioning suitable for confined spaces.
- Customization options available.

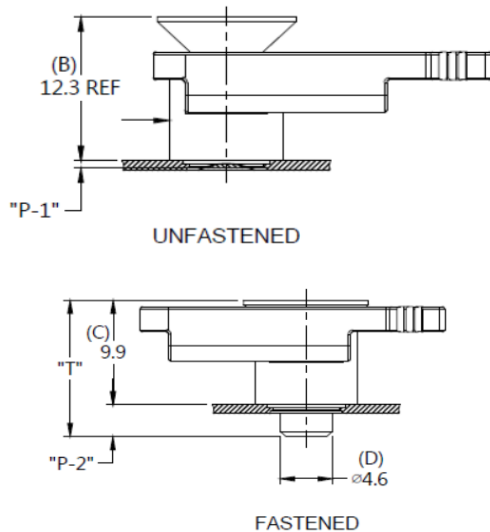
Slide Lock Patented.



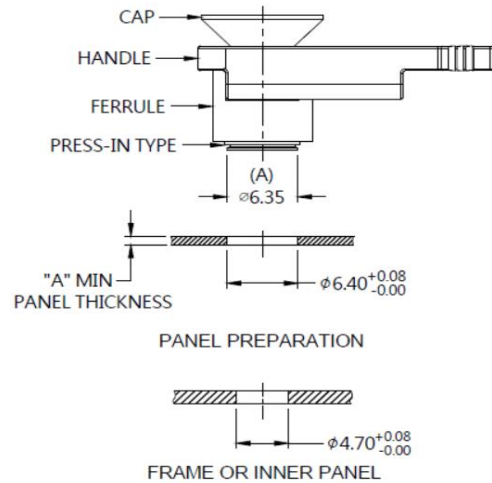
Material and Finish

Handle :
Plastic.
Cap :
Carbon Steel, Nickel Finish.
Pin :
Carbon Steel, Nickel Finish.
Spring :
300 Series Stainless Steel, Natural Finish.
Ferrule :
Carbon Steel, Nickel Finish.

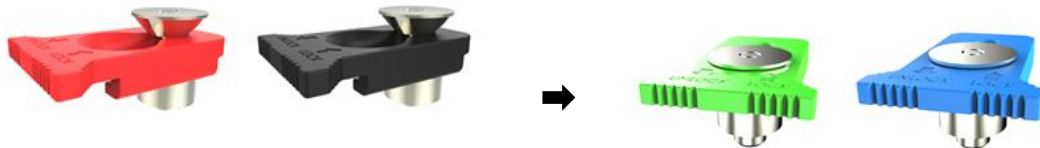
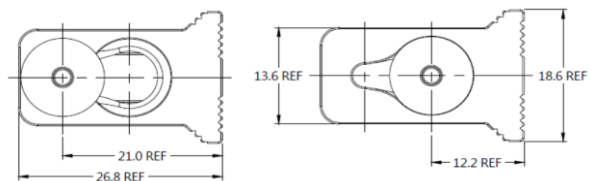
■ Projection



■ Installation Style



■ Knob Color Options



■ Installation Type Options



■ Dimensions(mm)

PANEL THICKNESS		T	P-1	P-2	H-1 UNFASTENED	H-2 FASTENED
A MIN	A MAX					
0.8	-	12.9	0.6	3.0	12.3REF	9.9