

QUARTER-TURN SERIES

- Quarter-turn to lock / unlock two panels, quick release structure
- Easy to operate lock mode
- Effort saving, time efficient

QUARTER-TURN (Wing Type) Patented.



Material and Finish

Knob:
Carbon Steel, Zinc Finish. Plastic

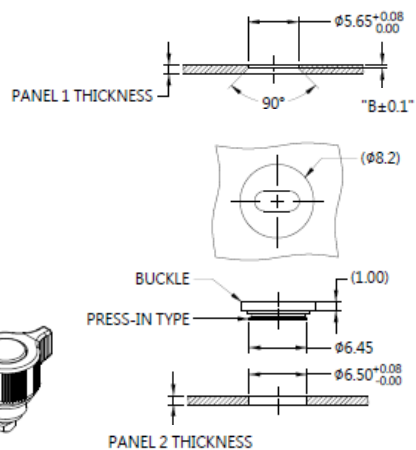
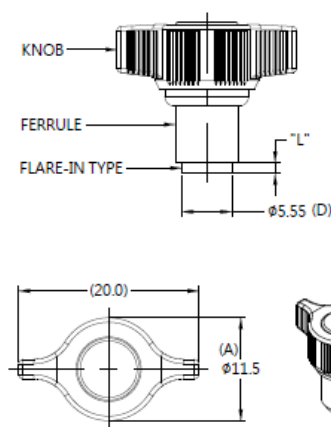
Pin:
Carbon Steel, Zinc Finish

Spring :
300 Series Stainless Steel, Natural Finish

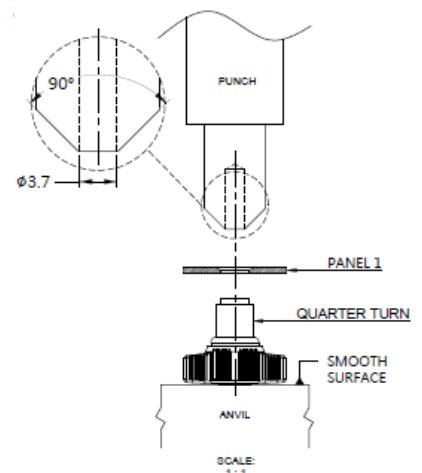
Ferrule:
6000 Series Aluminum, Natural Finish

Buckle:
Carbon Steel, Zinc Finish

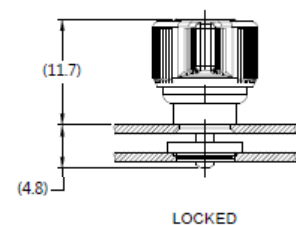
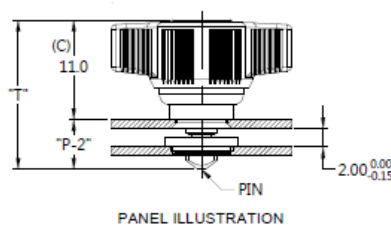
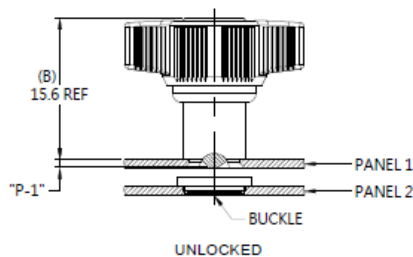
■ Panel Preparation



■ Installation



■ Projection



■ Knob Color Options



■ Dimensions (mm)

SCREW LENGTH "T"	SCREW PROJECTION		PANEL THICKNESS		DIMENSINOS	
	P-1	P-2	PANEL 1	PANEL 2	" L "	" B "
16.5	0.9	5.5	1.0	1.0	1.2	0.4