

CAPTIVE SCREW

- Designed for hand operation.
- Fast positioning device that does not require extra tools.
- Color management for plastic material is available.
- Plastic knob can isolate ambient heat source and static.

27 SERIES Captive Screw Ø18mm - Press-in Patented.



Material and Finish

Knob :
6000 Series Aluminum, Plastic.

Screw :
Carbon Steel, Zinc Finish.

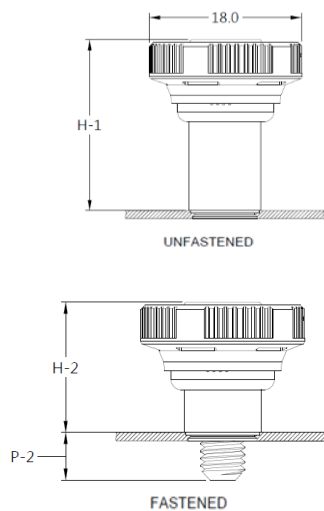
Spring :
300 Series Stainless Steel, Natural Finish.

Ferrule :
Carbon Steel, Zinc Finish.

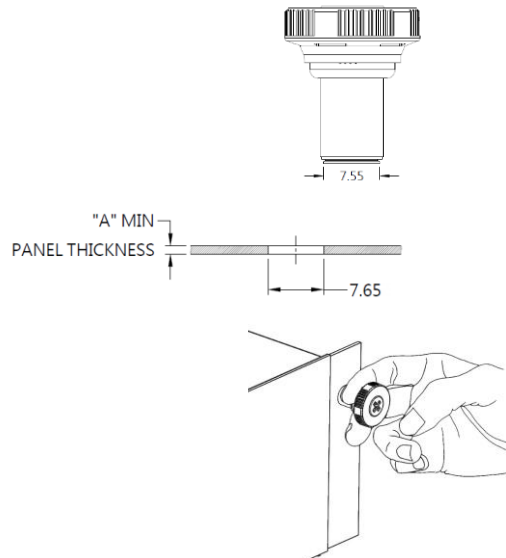
Recess Style



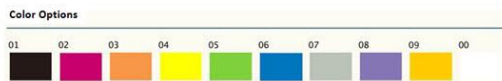
Knob High and Screw Projection



Installation Style



Knob Color Options



Dimensions(mm)

INSTALLATION STYLE	THREAD	OUTER PANEL DIMENSIONS		SCREW PROJECTION			KNOB HEIGHT	
		A MIN	A MAX	T	P-1	P-2	H-1	H-2
Press-in Style	M5	1.0	-	21.2	0.7	5.4	20.5	15.8
Press-in Style	#10-32	1.0	-	21.2	0.7	5.4	20.5	15.8