

## CAPTIVE SCREW

- Designed for hand operation.
- Fast positioning device that does not require extra tools.
- Color management for plastic material is available.
- Plastic knob can isolate ambient heat source and static.

## 27 SERIES Captive Screw Ø18mm - Flare-in Patented.



### Material and Finish

**Knob :**  
6000 Series Aluminum, Plastic.

**Screw :**  
Carbon Steel, Zinc Finish.

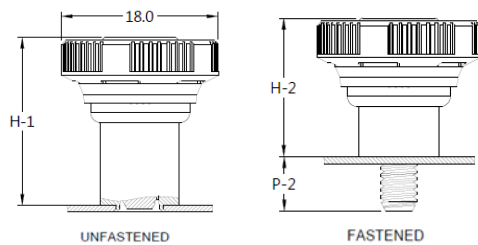
**Spring :**  
300 Series Stainless Steel, Natural Finish.

**Ferrule :**  
6000 Series Aluminum, Natural Finish.

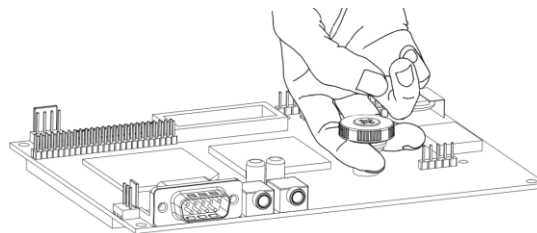
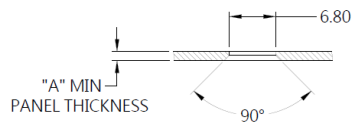
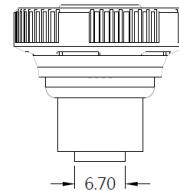
### Recess Style



### Knob High and Screw Projection



### Installation Style



### Knob Color Options



### Dimensions(mm)

INSTALLATION STYLE	THREAD	OUTER PANEL DIMENSIONS		SCREW PROJECTION			KNOB HEIGHT	
		A MIN	A MAX	T	P-1	P-2	H-1	H-2
Flare-in Style	M5	1.0	-	21.2	1.3	6.05	19.9	15.15
Flare-in Style	#10-32	1.0	-	21.2	1.3	6.05	19.9	15.15