

CAPTIVE SCREW

- Fast positioning device, does not require extra tool.
- Wing type knob designed for easy hand operation.
- Spring-ejected.
- Color management is available as required by customers.
- The size of device and assembly method could be customized.

27 SERIES Wing Knob (medium)

Patented.



Material and Finish

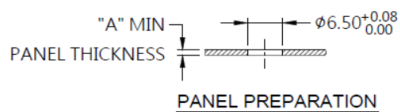
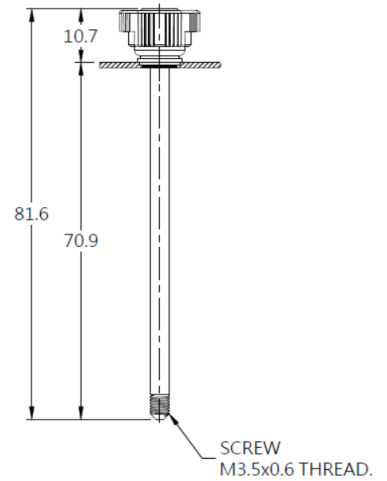
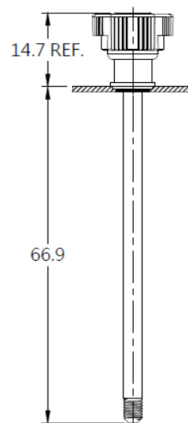
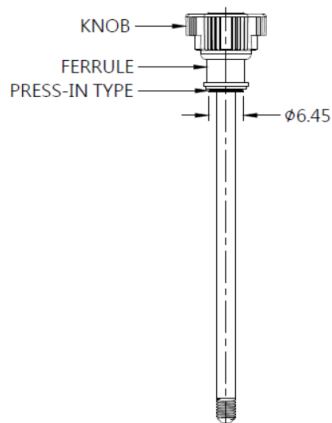
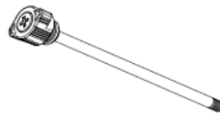
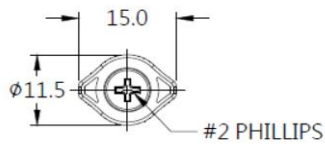
KNOB: 6000 SERIES ALUMINUM , PLASTIC: TOUCH POINT BLUE.

SCREW: 400 SERIES STAINLESS STEEL, NATURAL FINISH.

SPRING: 300 SERIES STAINLESS STEEL, NATURAL FINISH.

FERRULE: 6000 SERIES ALUMINUM, NATURAL FINISH.

■ Panel Preparation



UNFASTENED

FASTENED

■ Knob Color Options



■ Installation



■ Dimensions (mm)