

## EJECTOR

Lever structure, easy to operate, effort saving.

Lever structure easily boost to lift and eject heavy chassis.

Size and length can be customized.

Slide Lock is an optional locking function.

## Ejector (Slide Lock Type) Patented.



### Material and Finish

Lever :

300 Series Stainless Steel, Natural Finish.

Cap :

Carbon Steel, Nickel Finish.

Pin :

Carbon Steel, Nickel Finish.

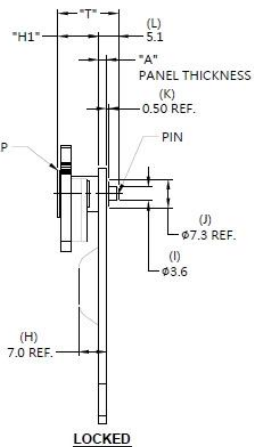
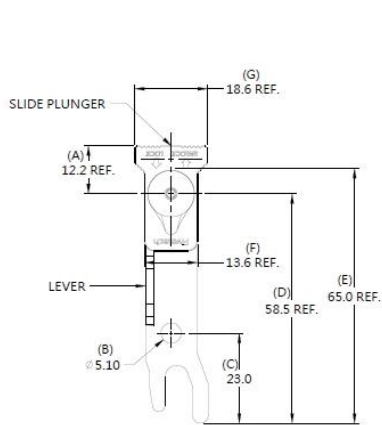
Spring :

300 Series Stainless Steel, Natural Finish.

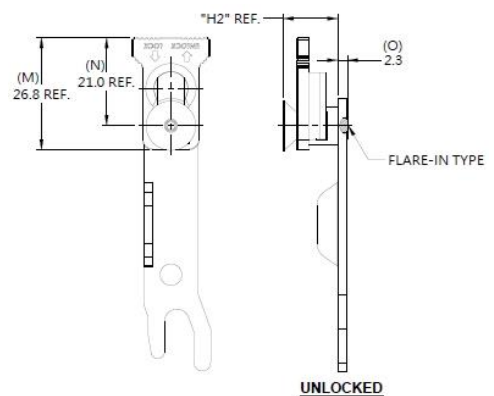
Ferrule :

6000 Series Aluminum Steel, Natural Finish.

### Dimensions (mm)



### Installation Style



### Color Options



### Dimensions (mm)

P/N	SCREW LENGTH "T"	SCREW PROJECTION		PANEL THICKNESS		NOTE
		H1	H2	A	"A"MAX	
502-10718-01-5	19.2	12.7	24.6	2.0		All parts can be customized