

## EJECTOR

Lever structure, easy to operate.

Energy saving, time efficiency.

The spec of Ejector could be customized.

The plastic latch lock part is available for color management.

## EJECTOR (LATCH LOCK TYPE) Patented.



### Material and Finish

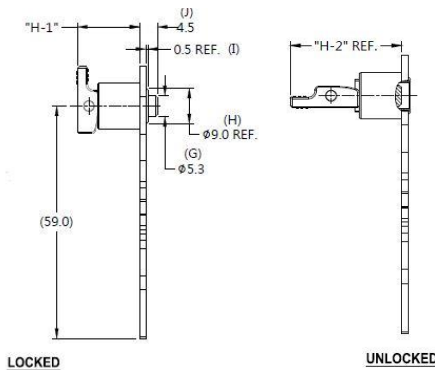
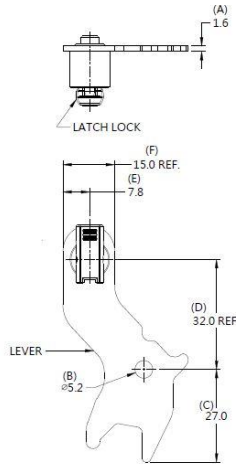
**Lever :**  
300 Series Stainless Steel, Natural Finish.

**Wrench :**  
Plastic

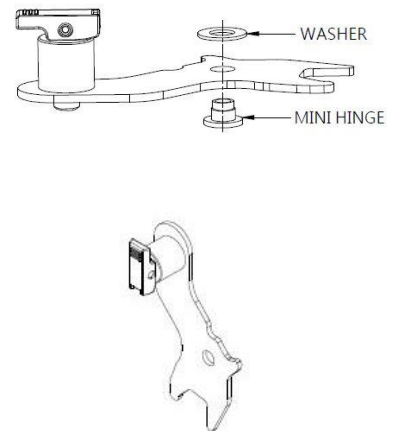
**Rivet / Pin / Spring :**  
300 Series Stainless Steel, Natural Finish.

**Ferrule :**  
6000 Series Aluminum, Natural Finish.

### Knob High and Screw Projection



### Installation Style



### Knob Color Options



### Dimensions (mm)

P/N	PROJECTION		NOTE
502-05714-01-1-L/R	H1	H2	All parts can be customized
	15.7	27.6	