

CAPTIVE SCREW

Designed for hand operation

Fast positioning device that does not require extra tools

Color management for plastic material is available

Plastic knob can isolate ambient heat source and static

Captive Screw- Square Type Patented.



Material and Finish

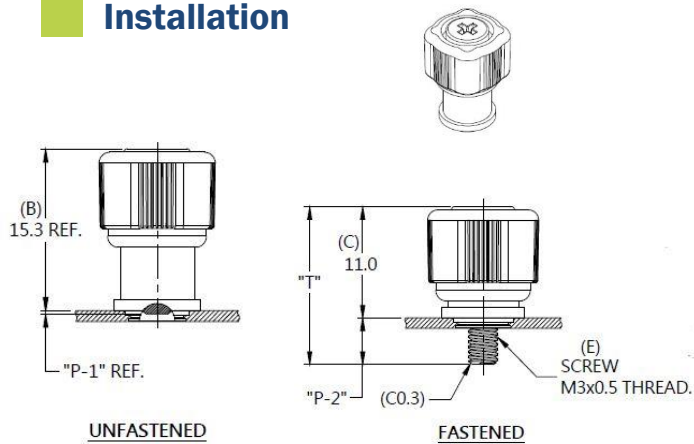
Knob :
6000 Series Aluminum, Plastic

Screw:
400 Series Stainless Steel, Natural Finish

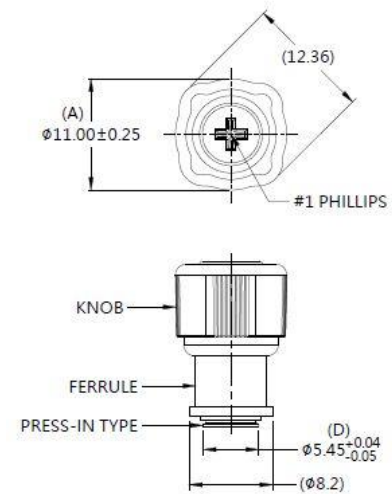
Spring :
300 Series Stainless Steel, Natural Finish

Ferrule :
400 Series Stainless Steel, Natural Finish

Installation

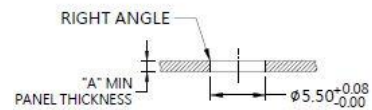


Panel Preparation



Color Options

Color Options



Dimensions (mm)

SCREW LENGTH "T"	SCREW PROJECTION		PANEL THICKNESS		DIMENSINOS	
	"P-1"	"P-2"	"A" MIN	"A" MAX	" L "	" B "
15.6	0.3	4.6	1.0	~		